

IBM Rational Programming Patterns for System z
V8.0.1.1 Fix Pack

Installation Instructions



IBM Rational Programming Patterns for System z
V8.0.1.1 Fix Pack

Installation Instructions



Note

Before using this information, be sure to read the general information under “Notices” on page 17.

First edition (April, 2011)

This edition applies to IBM Rational Programming Patterns for System z Fix Pack Version 8.0.1.1 (program number 5724-T07) and to all subsequent releases and modifications until otherwise indicated in new editions.

Order publications by phone or fax. IBM Software Manufacturing Solutions takes publication orders between 8:30 a.m. and 7:00 p.m. eastern standard time (EST). The phone number is (800) 879-2755. The fax number is (800) 445-9269. Faxes should be sent Attn: Publications, 3rd floor.

You can also order publications through your IBM representative or the IBM branch office serving your locality. Publications are not stocked at the address below.

IBM welcomes your comments. You can send your comments by mail to the following address:

IBM Corporation
Attn: Information Development Department 53NA
Building 501 P.O. Box 12195
Research Triangle Park NC 27709-2195.
USA

When you send information to IBM, you grant IBM a nonexclusive right to use or distribute the information in any way it believes appropriate without incurring any obligation to you.

Note to U.S. Government Users Restricted Rights - Use, duplication or disclosure restricted by GSA ADP Schedule Contract with IBM Corp.

© Copyright IBM Corporation 2011.

US Government Users Restricted Rights – Use, duplication or disclosure restricted by GSA ADP Schedule Contract with IBM Corp.

Contents

Chapter 1. Overview	1	Chapter 5. Verifying your installation	11
Chapter 2. Installation prerequisites.	3	Chapter 6. Reusing a V8.0.1 workspace	13
Chapter 3. Installing from the IBM update server	5	Chapter 7. Uninstalling the update	15
Chapter 4. Installing from a zipped file	9	Notices	17

Chapter 1. Overview

This document describes how to install IBM® Rational® Programming Patterns for System z® V8.0.1.1 Fix Pack. This Fix Pack is provided as an update and installed using IBM Installation Manager. The update is generally installed directly from the IBM update server. However you can also choose to download a file that contains the update and then use IBM Installation Manager to perform local installations. The following sections describe how to install this update.

Chapter 2. Installation prerequisites

This update requires that you have the following products installed on Windows:

- IBM Installation Manager V1.4.1 or later (this update can be installed at the same time as the Fix Pack V8.0.1.1),
- IBM Rational Developer for System z V8.0.1 or any future Fix Pack,
- IBM Rational Team Concert™ V3.0 or any future Fix Pack (iFix 1 for example. This Fix Pack is not required but is acceptable.),
- IBM Rational Programming Patterns for System z V8.0.1.

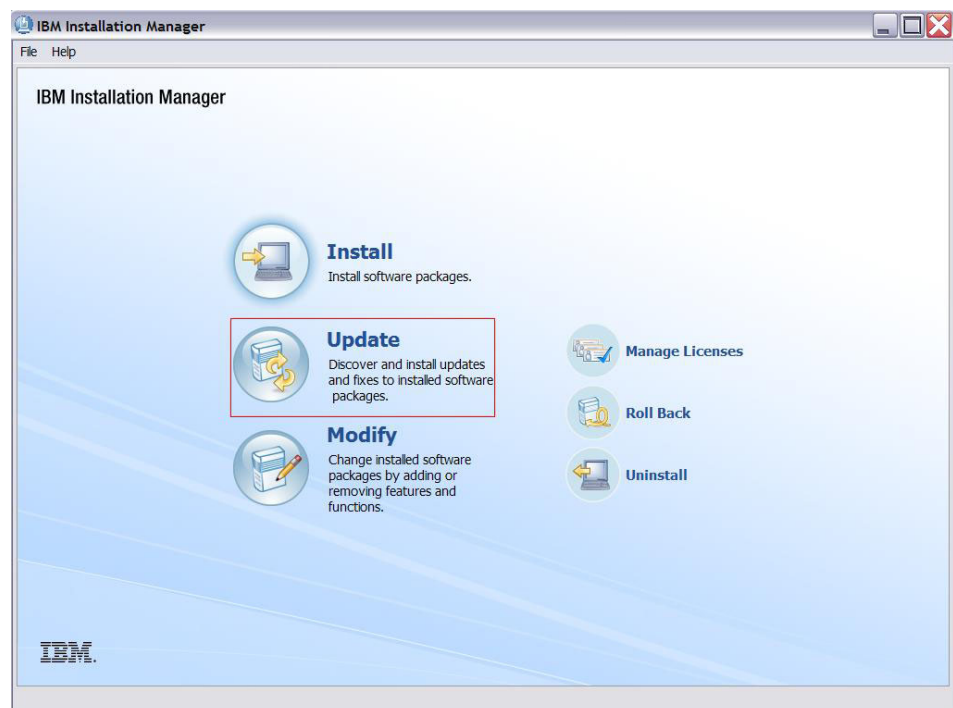
If you disabled any product features by modifying the `feature.xml` files or through the Update Manager by clicking **Help** → **Software Updates** → **Manage Configuration** in the workbench, you must enable them before you install this update.

Chapter 3. Installing from the IBM update server

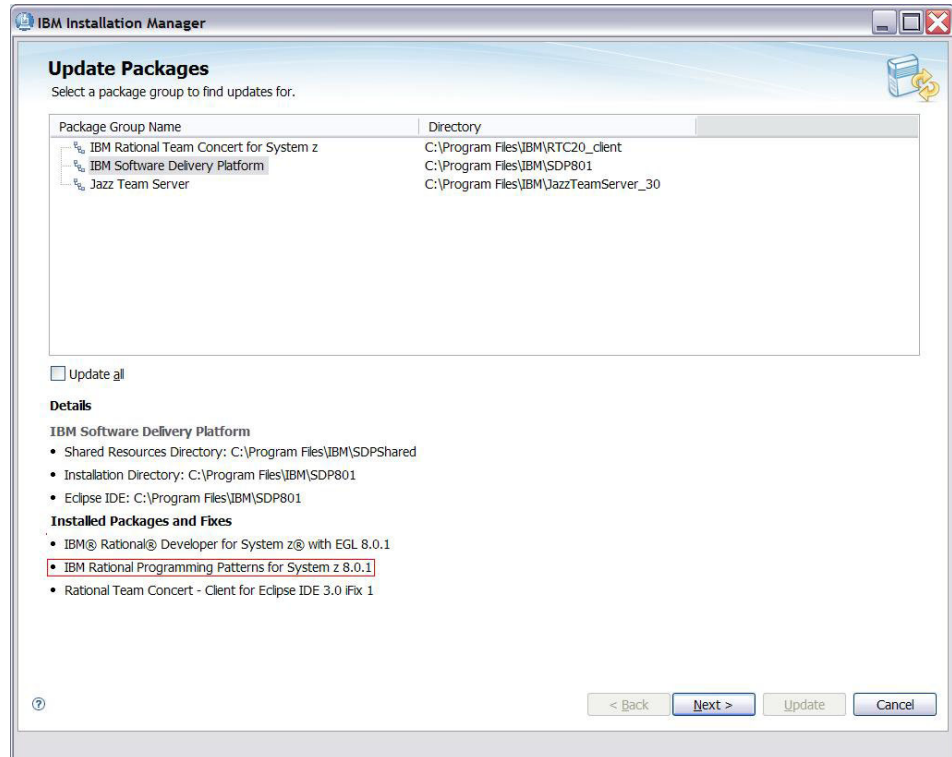
Follow the steps below to install the update. You should perform the installation using the same Windows account that originally installed the IBM Rational Programming Patterns for System z product.

Procedure

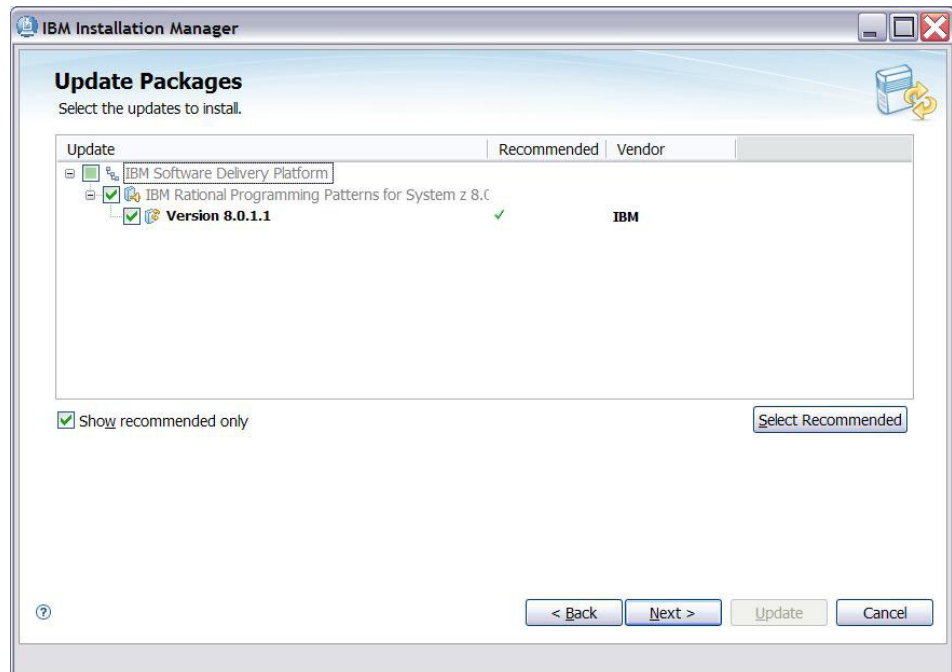
1. Start IBM Installation Manager from the Windows Start menu. By default this is under **Start** → **All Programs** → **IBM Installation Manager** → **IBM Installation Manager**.
2. Click **Update**.



3. Select the package group in which you installed IBM Rational Programming Patterns for System z. The default is **IBM Software Development Platform**. The Installed Packages list at the bottom of the panel should show **IBM Rational Programming Patterns for System z** as one of the entries. Click **Next**.



4. Update Installation Manager, if required.
5. Select **IBM Rational Programming Patterns for System z Version 8.0.1**. Select any other required or optional updates from the list of available updates. Any updates you already have installed will be displayed in grey and will not be selectable. Click **Next**.

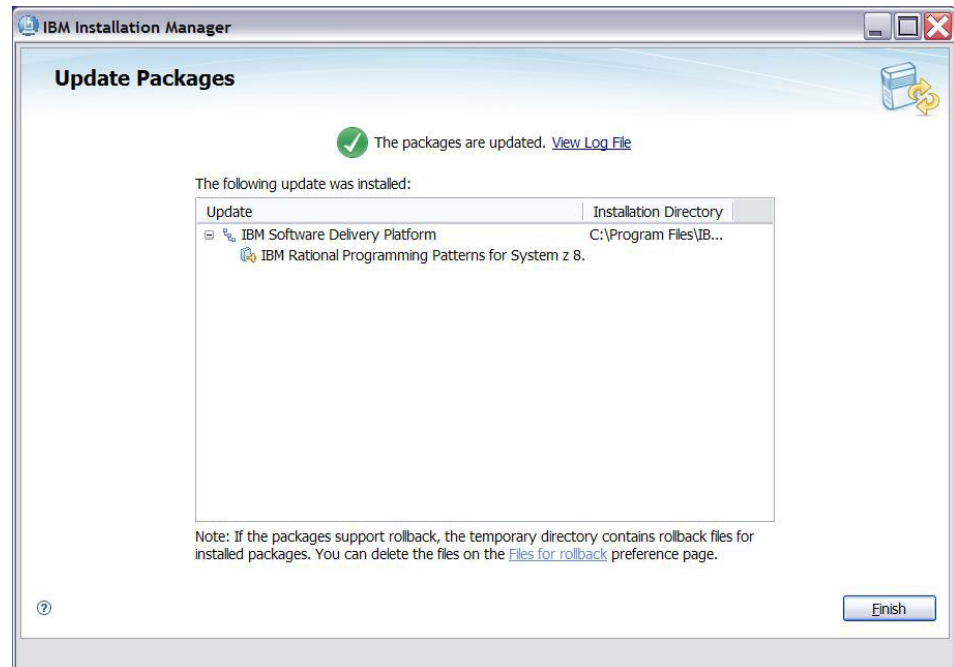


6. Read and accept the license agreements for the selected updates, and then follow the remaining installation dialogs to install the selected updates.
7. Select **Next** to update the features you have installed.

- Review your selections on the Summary panel. If you want to make any changes to your selections, click **Back** and make your changes. When you are ready to install the update, click **Update**.

Note: Depending on the speed of your computer processor, the amount of RAM, and the speed of your Internet connection, the updates could take an extended period of time to download and install.

- When the updates are complete, a message will be displayed by IBM Installation Manager informing you that updates were successfully installed. You can click **View Log File** to view the log file for the current Installation Manager session. When you are finished, click **Finish**.



- Exit IBM Installation Manager and start IBM Rational Programming Patterns for System z from the Windows Start menu to begin using the product. By default this is under **Start** → **All Programs** → **IBM Software Delivery Platform** → **IBM Rational Developer for System z V8.0.1** → **IBM Rational Developer for System z**.

Chapter 4. Installing from a zipped file

Ideally, this update should be installed directly from the IBM update server. However, you may also download a zipped file containing the update and perform local installations.

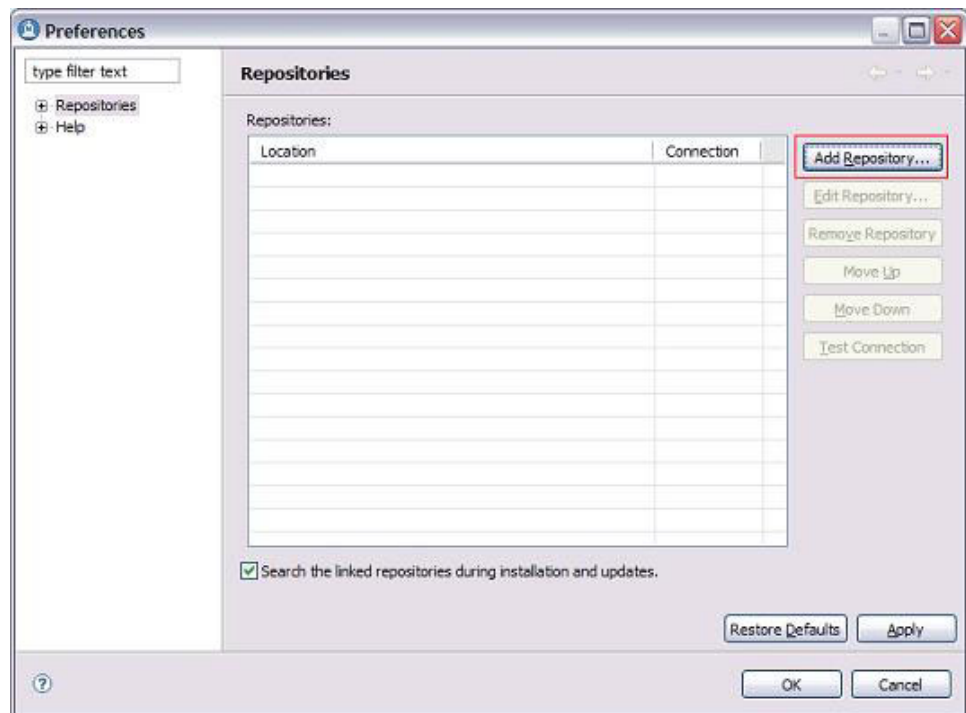
About this task

You might want to do this if

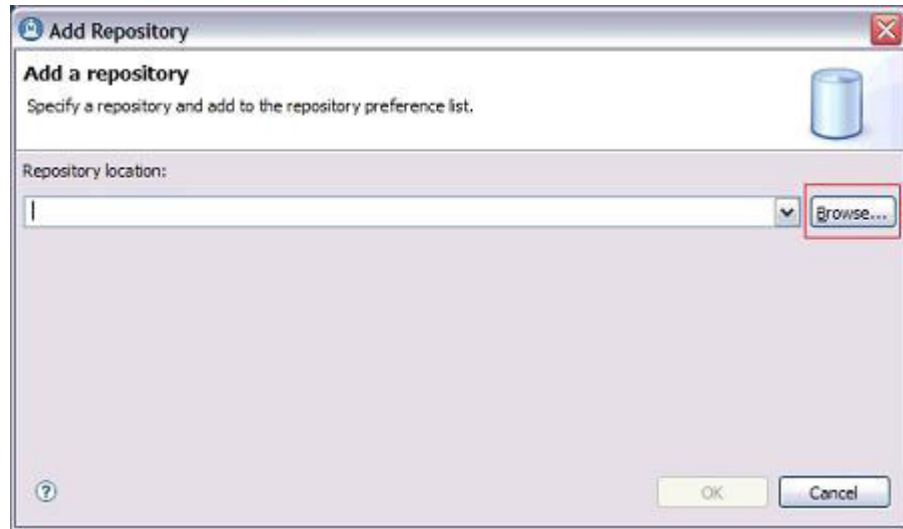
- You have a slow or unstable Internet connection and want to use a download manager that can resume the download.
- You have difficulty accessing the live IBM update servers from behind a firewall.
- You prefer to download the update and install it later.

Procedure

1. Download the RPPz801FixPack8011.zip file from the support website.
2. Extract the contents of this file to a folder on your system.
3. Start IBM Installation Manager from the Windows Start menu. By default this is under **Start** → **All Programs** → **IBM Installation Manager** → **IBM Installation Manager**.
4. From the menu bar, select **File** → **Preferences**. This is where you will tell the IBM Installation Manager the location of the installation files you just extracted.
5. Click **Add Repository** in the **Preferences** dialog



6. In the **Add Repository** dialog, browse to the directory where you extracted the update installation files. Inside that directory you will see a repository.config file. Select it and click **OK**.



7. Click **Test Connection** on the repository to ensure that it can be found.
8. Click **OK**.
9. Now that the local repository has been set, follow the instructions outlined in the section Installing from the IBM update server.

Chapter 5. Verifying your installation

You can verify that the update is installed by running **View Installed Packages** which is located under **Start → All Programs → IBM Installation Manager → View Installed Packages**. You should see **IBM Rational Programming Patterns for System z V 8.0.1.1** listed.

Chapter 6. Reusing a V8.0.1 workspace

To be able to reuse a workspace built with Rational Programming Patterns for System z V8.0.1, you must first rebuild it. Open the Design Explorer view and select **Rebuild local workspace**.

Chapter 7. Uninstalling the update

Depending on your current Installation Manager preferences and your installation history, you may be able to remove the Rational Programming Patterns for System z 8.0.1.1 update and roll back to a previously installed version.

Procedure

1. Start IBM Installation Manager from the Windows Start menu. By default this is under **Start → All Programs → IBM Installation Manager → IBM Installation Manager**.
2. Click **Roll Back Packages**.
3. Select the package group in which you installed IBM Rational Programming Patterns for System z. The default is **IBM Software Delivery Platform**. The Installed Packages list at the bottom of the panel should show **IBM Rational Programming Patterns for System z Version 8.0.1.1** as one of the installed packages in the package group you selected. Click **Next**.
4. The Packages panel will show you the previous versions of Rational Programming Patterns for System z to which you can roll back. Select the version to which you would like to roll back. If there are no previous versions listed, you cannot roll back your installation. If you are able to roll back, click **Next**.
5. Review your selections on the Summary panel. If you want to make any changes to your selections, click **Back** and make your changes. When you are ready to roll back the update, click **Roll Back**.

Notices

© Copyright IBM Corporation 2000, 2011.

U.S. Government Users Restricted Rights - Use, duplication or disclosure restricted by GSA ADP Schedule Contract with IBM Corp.

IBM may have patents or pending patent applications covering subject matter described in this document. The furnishing of this document does not grant you any license to these patents. You can send license inquiries, in writing, to:

*IBM Director of Licensing
IBM Corporation
North Castle Drive
Armonk, NY 10504-1785
U.S.A.*

For license inquiries regarding double-byte (DBCS) information, contact the IBM Intellectual Property Department in your country or send inquiries, in writing, to:

*Intellectual Property Licensing
Legal and Intellectual Property Law
IBM Japan, Ltd.
3-2-12, Roppongi, Minato-ku, Tokyo 106-8711 Japan*

The following paragraph does not apply to the United Kingdom or any other country where such provisions are inconsistent with local law:

INTERNATIONAL BUSINESS MACHINES CORPORATION PROVIDES THIS PUBLICATION "AS IS" WITHOUT WARRANTY OF ANY KIND, EITHER EXPRESS OR IMPLIED, INCLUDING, BUT NOT LIMITED TO, THE IMPLIED WARRANTIES OF NON-INFRINGEMENT, MERCHANTABILITY OR FITNESS FOR A PARTICULAR PURPOSE. Some states do not allow disclaimer of express or implied warranties in certain transactions, therefore, this statement may not apply to you.

This information could include technical inaccuracies or typographical errors. Changes are periodically made to the information herein; these changes will be incorporated in new editions of the publication. IBM may make improvements and/or changes in the product(s) and/or the program(s) described in this publication at any time without notice.

Any references in this information to non-IBM Web sites are provided for convenience only and do not in any manner serve as an endorsement of those Web sites. The materials at those Web sites are not part of the materials for this IBM product and use of those Web sites is at your own risk.

IBM may use or distribute any of the information you supply in any way it believes appropriate without incurring any obligation to you.

Licensees of this program who wish to have information about it for the purpose of enabling: (i) the exchange of information between independently created programs and other programs (including this one) and (ii) the mutual use of the information which has been exchanged, should contact:

*Intellectual Property Dept. for Rational Software
IBM Corporation
20 Maguire Road
Lexington, Massachusetts 02421-3112
U.S.A.*

Such information may be available, subject to appropriate terms and conditions, including in some cases, payment of a fee.

The licensed program described in this document and all licensed material available for it are provided by IBM under terms of the IBM Customer Agreement, IBM International Program License Agreement or any equivalent agreement between us.

Trademarks and service marks

IBM, the IBM logo, and ibm.com are trademarks or registered trademarks of International Business Machines Corp., registered in many jurisdictions worldwide. Other product and service names might be trademarks of IBM or other companies. A current list of IBM trademarks is available on the Web at www.ibm.com/legal/copytrade.shtml.

Java and all Java-based trademarks and logos are trademarks or registered trademarks of Oracle and/or its affiliates.

Linux is a registered trademark of Linus Torvalds in the United States, other countries, or both.

Microsoft, Windows, Windows NT, and the Windows logo are trademarks of Microsoft Corporation in the United States, other countries, or both.

UNIX is a registered trademark of The Open Group in the United States and other countries.

Other product and service names might be trademarks of IBM or other companies.



Printed in USA

GC14-7318-00

