

Supplemental Upgrade Instructions for Gentran:Basic for z/OS 6.6.0.1

*Instructions to be used when you are upgrading from a release prior to 6.6.

Utilize the Gentran:Basic for z/OS 6.6 install guide <https://www.ibm.com/support/pages/sterling-gentran-zos-documentation#66> as your primary source for the upgrade and perform each step from the install guide as directed (see exception below):

- a. Complete the install installation through Chapter 3, Step 6 Build the Sequential Sterling Gentran:Basic files on your Mainframe.
- b. HALT the install guide instructions at Chapter 3, Steps 7-10 (you will be omitting these steps as the SAS/C files are no longer supported).
- c. Follow instructions listed below starting with **Download 6.6.0.1 fix from Fix Central**

NOTE: The following instructions will replace the load libraries that were just restored from Step 6 with the new load libraries. The previous load libraries were stored in a PDS format. The 6.6.0.1 point release contain compiled objects using the IBM Enterprise COBOL for z/OS version 6 release 2 compiler and they are stored in a PDSE format

- d. Then, continue on with your upgrade/installation with Chapter 3, Step 11 (transferring your Standards files).
-

Download the 6.6.0.1 fix from Fix Central: <http://www-933.ibm.com/support/fixcentral/>


Enter Sterling Gentran for z/OS in the Product selector tab

Find product	Select product
--------------	----------------

Type the product name to access a list of product choices.

When using the keyboard to navigate the page, use the **Tab** or **down arrow** keys to navigate the results list.

Product selector*

A drop down will then be displayed for Installed Version and Platform. Select 6.6.0.1 for the version and z/OS for the platform and then press Continue

Find product

Select product

Type the product name to access a list of product choices.

When using the keyboard to navigate the page, use the **Tab** or **down arrow** keys to navigate the results list.

Product selector*

Sterling Gentran for z/OS

Installed Version*

6.6.0.1

Platform*

z/OS

Continue

Select Browse for fixes>Continue

IBM Support: Fix Central - Identify fixes - Mozilla Firefox: IBM Edition

http://scwebtestt.rchland.ibm.com/support/fixcentral/swg/IdentifyFixes?query.parent=ibm~Other software&query.product=ibm~Other software~Sterling

IBM Support Portal

Identify fixes

Other Software, Sterling Gentran:Server for iSeries (3.6.0.0, All platforms)

Search for fixes for your specific product, type, and platform or search for a fix by ID.

Browse for fixes Browse for all fixes for your specific product, release, and platform.

APAR or SPR Search for fixes by entering one or more APAR or SPR numbers each separated by a comma. (e.g. PK10998).

Individual fix IDs Search for updates by entering one or more fix IDs each separated by a comma. (e.g., ibm_fw_aacraid_8ki-5.2.0-15411_linux_32-64).

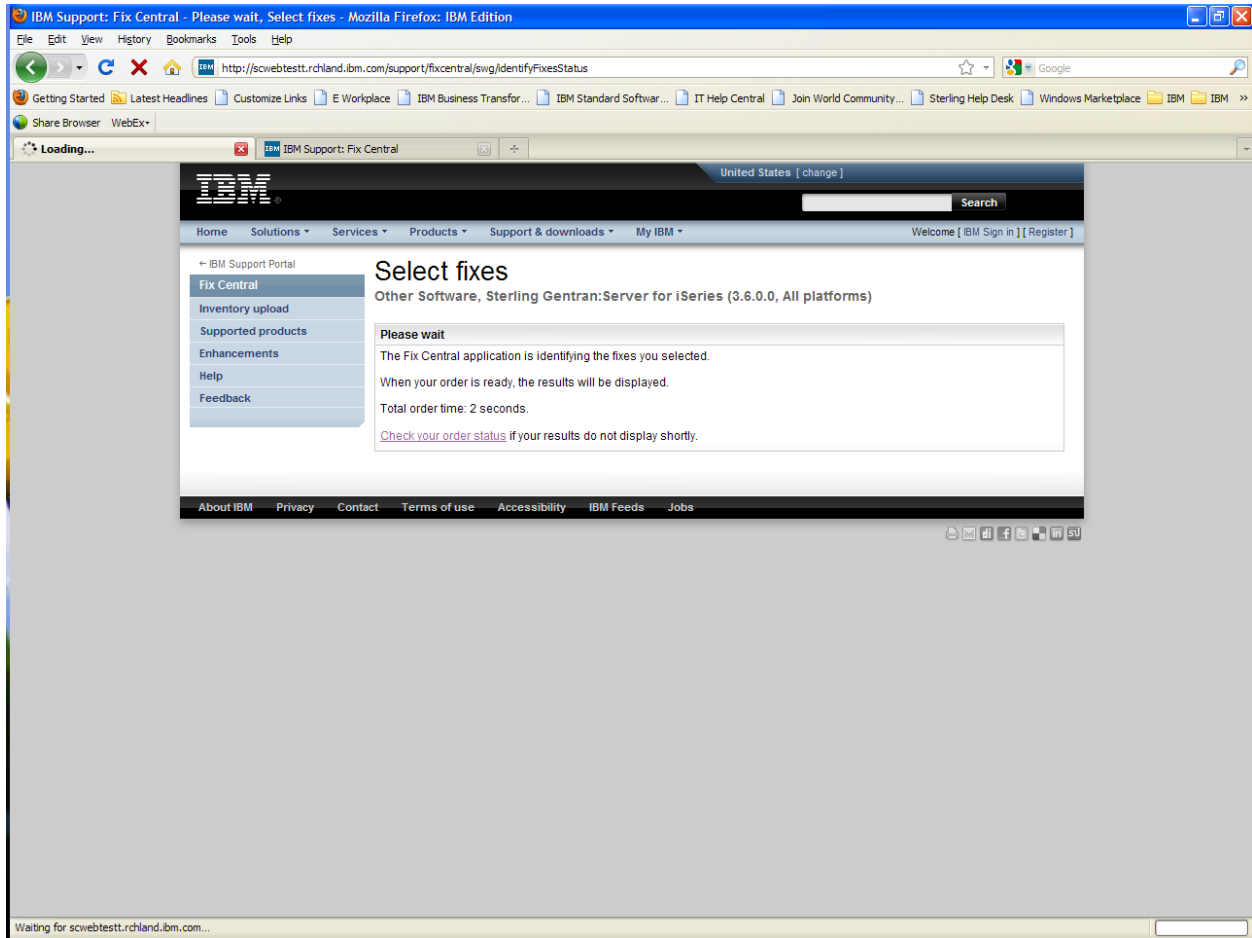
Text Search for fixes containing all the entered key words, such as problem area, exception, or message ID, in any order.

Additional query options

Do not show fixes that change my installed version (3.6.0.0)

About IBM Privacy Contact Terms of use Accessibility IBM Feeds Jobs

Select latest dated fixes (fixes are cumulative).



Query will run and select fixes, wait and the following screen will display:

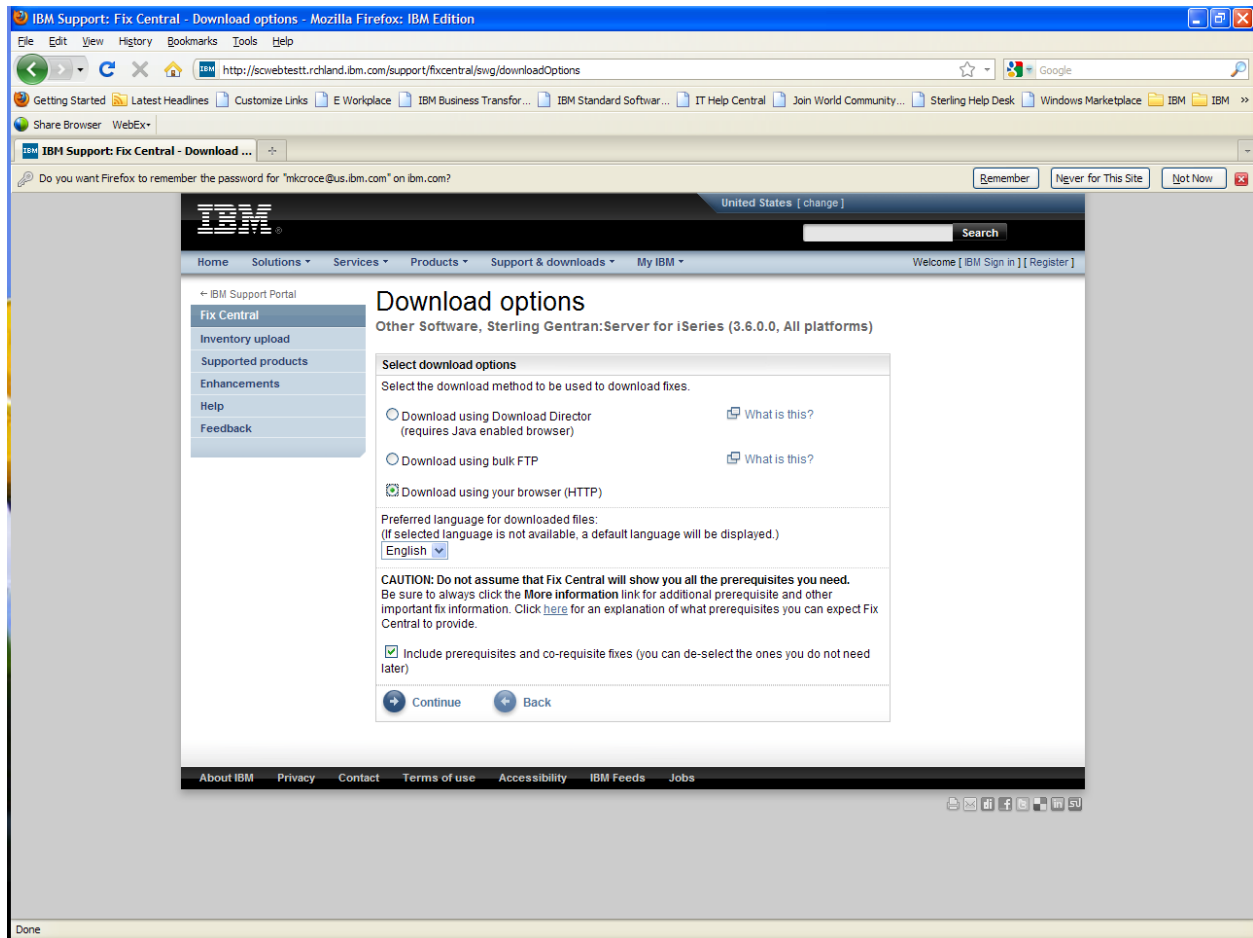
<input checked="" type="checkbox"/>	1	fix pack: → 6.6.0.1-SterlingGentran-basic-zOS-fp6601 GSzOSfix6_6_0_1	2020/12/14
Platforms: z/OS			
Applies to versions: 6.6.0.1			
Upgrades to: 6.6.0.1			
Severity:			
Categories:			
Abstract: Fix Pack 6.6.0.1 for Sterling Gentran:Basic for z/OS			

1-1 of 1 results

[Show fix details](#) | [Hide fix details](#)

Check the box for the 6.6.0.1-SterlingGentran-Basic-zOS-fp6601 and press Continue.

If you aren't already signed in it will prompt you for IBM id and password



A list of items available for download, the cumulative fix itself, along with Fix install instructions, this current document, JCL step A, and JCL step B.

6.6.0.1-SterlingGentran-Basic-zOS-fp6601

The following files implement this fix.

- BSC6601 ←this is the product fix for Basic
- FixInstallInstructionsforGentranBasicforzOS6_6_0_1..pdf
- PCB6601A.txt ←this is the jcl for this fix part A
- PCB6601B.txt ←this is the jcl for this fix part B
- UpgradeInstallInstructionsforGentranbasicforzOS6_6_0_1..pdf ←This is the current document you are viewing

Change to **Download using browser HTTP option** >Continue and place the files on a drive from which you can ftp the files to your z/OS.

1. FTP in ascii mode the 2 JCL files to your z/OS – PCB6601A.txt and PCB6601B.txt.
2. Edit the PCB6601A JCL member. Read the comments at the beginning of the JCL to replace the appropriate information in the JCL.
3. Run the PCB6601A JCL to create the upload file.
4. Once that has successfully completed, ftp the BSC6601 file in binary mode to the file you just created in JCL member PCB6601A.
5. Edit the PCB6601B JCL. You will want to change the name of these 4 files to match exactly as they were recorded in your JCL member PCBSCPD2 that you modified in step 6

GENTRAN.V6601.BSC.BATCH.LOAD

GENTRAN.V6601.BSC.CICS.LOAD

GENTRAN.V6601.BSC.UTILITY.SOURCE

GENTRAN.V6601.BSC.README

Run the PCB6601B jcl and it will replace the 4 files listed above with the 6.6.0.1 cumulative fix.

6. Continue with Chapter 3, Step 11 in your installation Guide. Once you have completed this guide, you will be at point release 6.6.0.1